

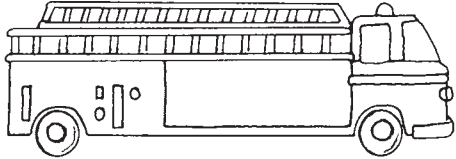
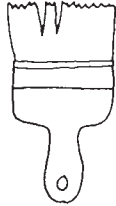
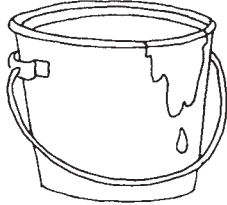




Name: _____

Child marks the picture as instructed.




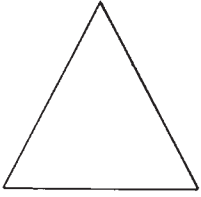




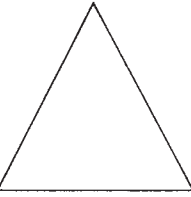


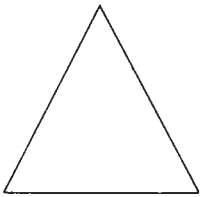

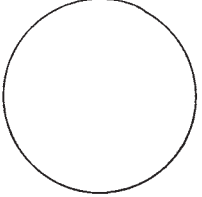


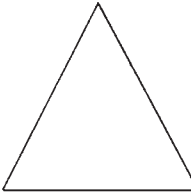
1 	2 
3 	4  
5 	6 

Reproducible Page © 2007 by Rowland Reading Foundation

Use marking conventions ____ /6 (5/6) + -

Name: _____

Child underlines the named shape.





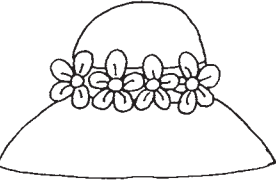
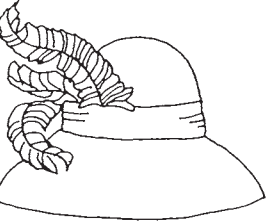










		 <u> </u>		
1				
2				
3				

Reproducible Page © 2007 by Rowland Reading Foundation

Identify shapes _____ /3 (2/3) + -

Name: _____


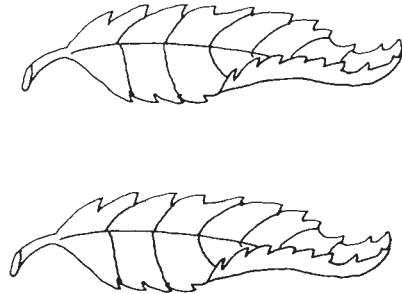

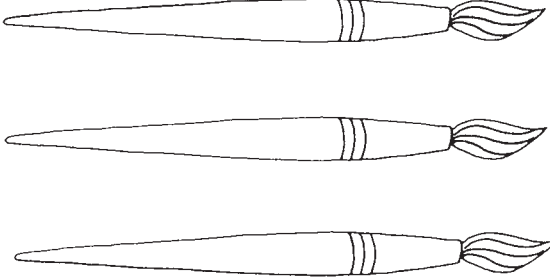


Child underlines the matching picture.

★ 			
1 			
2 			
3 			

Match pictures _____ /3 (2/3) + -

Name: _____

Child circles the object in the position described.


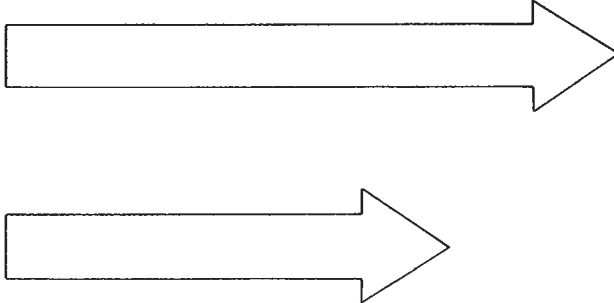

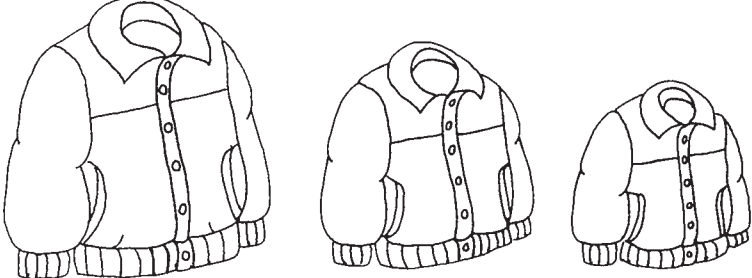


<p>★</p> 	<p>1</p> 
<p>2</p> 	<p>3</p> 
<p>4</p> 	<p>5</p> 

Reproducible Page © 2007 by Rowland Reading Foundation

Understand position words _____ /5 (4/5) + -

Name: _____

Child underlines the picture described.




<p>☆</p> 	<p>1</p> 
<p>2</p> 	<p>3</p> 
<p>4</p> 	<p>5</p> 

Reproducible Page © 2007 by Rowland Reading Foundation

Understand descriptive words ____ /5 (4/5) + -

Name: _____







Child underlines pictures as instructed.

<p>1</p> 	<p>1</p> 
<p>2</p> 	<p>3</p> 
<p>4</p> 	<p>5</p> 

Understand relationships, parts of a whole, categories ____ /5 (4/5) + -

Name: _____

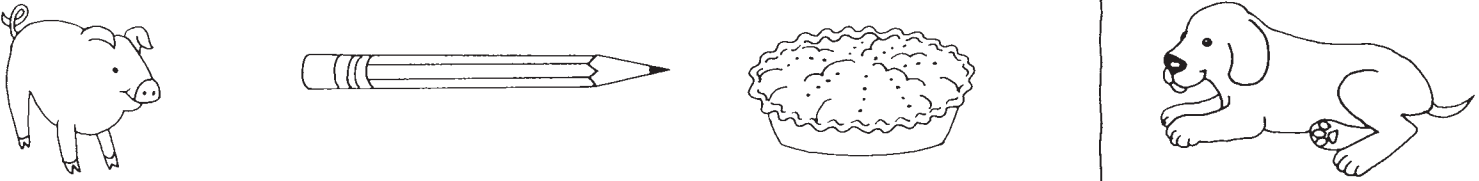



Child listens to a pair of words or two groups of words. Child circles the *yes* picture if the words in the pair or both groups are the same or circles the *no* picture if the words are different.

★ 	1 
2 	3 
4 	5 

Identify same and different words _____ /5 (4/5) + -

Name: _____

Child marks pictures as instructed.

1 	
2 	
3 	4 






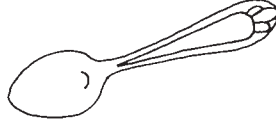





Identify initial sounds and rhyming words _____ /4 (3/4) + -

Name: _____

Child listens to a story while looking at the pictures on this page. On the next page, child underlines answers to questions about the story.



Name: _____

1 		
2 		
3 		
4 	5 	

Answer questions about a story _____ /5 (4/5) + -

Name: _____

Child underlines the named letter.

☆ B C K T <u>A</u> D	1 H I T J L N
2 Q C G O S U	3 e a c d r o
4 p k d q b f	5 w m h x u n

Reproducible Page © 2007 by Rowland Reading Foundation

Identify letters _____ /5 (4/5) + -

Name: _____

Child underlines the letter that is the same as the first letter in the box.

☆ M <u>M</u> T N R	1 U O U P W
2 B P R K B	3 a b a o d
4 g y q g d	5 s a c z s

Match letters ____ /5 (4/5) + -